

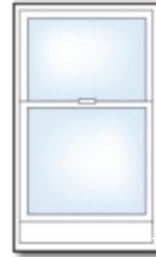
Window Styles and Operation info sheet

For more information or prices.....

Please contact James Hardware Co. 562-691-1711 or [email James Hardware here.](#)
[For more window styles or pictures of windows](#)



Double Hung Window
Both sash on Double Hung windows easily lifts to open fully and tilts inward for easy cleaning.



Single Hung Window
Top sash of the window remains fixed, while bottom sash lifts open and tilts in for easy cleaning.



Double Slider Window
This window has two sash that open and close by sliding from side to side.



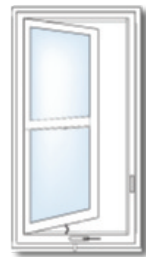
Single Slider Window
One sash is fixed and does not move, while the other sash opens and closes by sliding from side to side.



3 lite Slider Window
This window has a fixed central sash that does not move, while the two sashes on either side open and close by sliding side to side. This window is idea for wide



Casement Window
The sash is hinged on one side of the window, and swings open a full 90 degrees* by turning the crank handle at the base.



Colonial Casement Window
This window operates and provides the same great ventilation as a traditional Casement window but has a decorative meeting rail to give the look of a Double or Single Hung window.



Awning Window
The sash as this window is hinged at the top and open outwards when you turn the crank handle at the base.



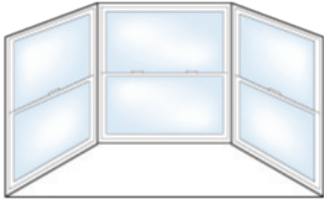
Picture Window
Picture windows are fixed and do not open or close.



Geometric Windows
Geometric windows are completely fixed windows that do not open or close, but are available in variety of stylish shapes.



Garden Window
Garden Windows extend outwards from the frame of the house and feature functional Casement sidelites. They are designed to create a brightly sunlit area to showcase plants or collectibles.



Bay Window

Bay windows are created by mulling three windows at either 30 or 45 degree angles that extend outward from the frame of the house.



Bow Window

Bow windows are similar to a Bay Window, but are more rounded in appearance because the 3, 4 or 5 lite windows are mullied at 10 degree angles.



Patio Door

Patio Doors feature broad expanses of glass and easily slide to open and close. Available in 2 , 3 and 4 lite styles.



Garden Door

Garden Doors operate like normal doors they swing open. Garden Doors can have one fixed door, or both doors can swing in or out.

The above information is provided by

Simonton Vinyl Replacement and New Construction Windows & Doors